



FUND MANAGER'S REPORT

For the Month of December 2020

Economic Review

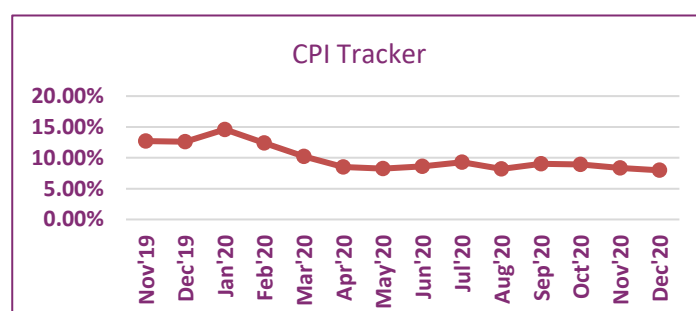
As December started, Pakistan faced the inevitable second wave of Covid-19 however while the market sentiments and economy suffered initially, with the combination of correct government policies and absolute luck, Pakistan's govt was able to deal with the disruption to economy. CPI inflation for December was recorded at 7.97% YoY, a 68bps decline MoM, that was led by food prices index. The Current Account surplus for the month of Dec-20 clocked at USD 447mn, taking 5MFY21 cumulative surplus to USD 1.6bn (1.4% of GDP) compared to current account deficit of USD 1.7bn (1.6% of GDP) during same period last year led by remittances that were recorded at USD 2,437 bn and reduction in balance of trade services. For the month of December only, the total collected revenue stood at Rs. 508 billion, which was 97.7% of the target of Rs.520 billion and showed a growth of 8.3% YoY. Forex reserves increased to 20.5 USD bn from 19.3 USD bn.

Economic Indicators - December

CPI inflation	7.97%
SBP Interest rate	7.00%
Tax Collection (PKR bn)	508
Forex Reserves (USD bn)	20.5
Remittances (USD bn)	2,437

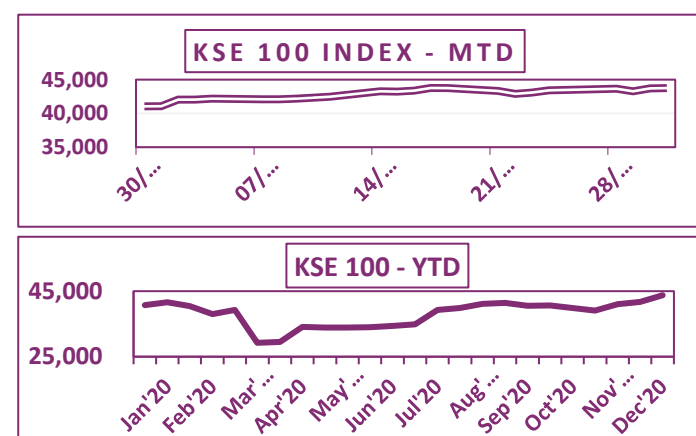
Money Market Review

For the month of December, State bank conducted T-bill auctions garnering PKR 1,200 bn worth of bids against target of PKR 600 bn and accepted PKR 1,348 bn in Dec-20. Latest cut-off rates were recorded 7.15% for 3- months tenor, 7.20% for 6 months tenor and 7.29% for 12 months tenor. Pakistan's CPI clocked in at 7.97%. SBP policy rate was maintained at 7% for the sixth consecutive month. USD to PKR exchange rate remained stable at PKR 160.



Stock Market Review

KSE-100 closed at 43,755 points gaining 2,686 points, a 6.5% increase MoM. This gain can be attributed to many positives but mainly due to the **1)** Roll out of Covid-19 vaccines **2)** silence on political front **3)** positive upgradation of Moody's outlook on Pakistan's GDP changing from negative to stable. The market activity increased as average daily volume and average daily trade value jumped by 70% MoM and 107% MoM, respectively led by the technology sector 586 pts. Followed by the textile sector.



Investment Objective

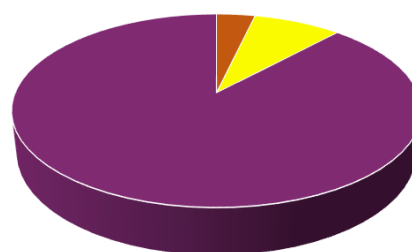
Achieve a high rate of return through market risk management, liability hedging, portfolio construction, comprising both income and capital appreciation.

Investment Committee

Members	Designation
Malik Riffat Mahmood	Chairman
Maj Gen Akhtar Iqbal (Retd)	Member
Jehanzeb Zafar	CEO (Member)
Noman Noor Muhammad	COO (Member)
Rehan Mobin	CFO (Member)

Asset Mix

Mutual Funds	3.59%
Cash and Short Term Deposit	8.67%
Government Securities	87.74%



- Mutual Funds
- Cash and Short Term Deposit
- Government Securities

Terms and Conditions

Name of Fund	Universal Life Investment Fund
Type of Scheme	Balanced Fund
Nature of Scheme	Income Scheme
Inception Date	Jan 9 th , 2007
Fund Size	PKR 320,347,480
Auditor	RMS Awais Hyder Liaquat Nauman (chartered accountants)
Legal Advisor	M/s Saiduddin & Co.

Investment Return

1 Month	6.89%
3 Months	7.14%
YTD	10.16%

Universal Life Investment Fund

