



# FUND MANAGER'S REPORT

## For the Month of July 2024

## Executive Summary

Macroeconomic Snapshot				
Statistic	Month Reported	Current	Previous	FYTD
FDI (USD mn)	June	169	271	1902
CPI	July	11.09%	12.57%	22.46%
Trade Deficit (USD mn)	June	(2198)	(2045)	(22077)
Tax Collection (PKR bn)*	July	659	1183	659
Remittances (USD mn)	June	3158	3243	30250

A general positive outlook was seen at the macroeconomic front with positive developments in the Staff-level agreement with the IMF for an Extended Fund Facility (EFF) of \$7bn meanwhile, The State Bank further reduced the policy rate by 100 bps to 19.5%, with lower CPI number clocked at 11.07%. The KSE-100 index soared to new heights touching 81,840 points and closing at 77887 points.

Forex Reserves for the month remained relatively stable at USD 14.39bn compared to USD 14.37bn in the previous month. On tax collection front, the FBR collected PKR 659bn in July, surpassing their target by PKR 656bn. In contrast, Remittances came in at USD 3158mn in June compared to USD 3243mn in April. The reported numbers for trade deficit in May showed an increase from USD 2198mn from USD 2045mn

## Updates and Perspectives

### Money Market

During the month of July, the KIBOR rates of the 3-month, 6-month, and 12-month periods declined by 73bps, 75bps and 72bps respectively.

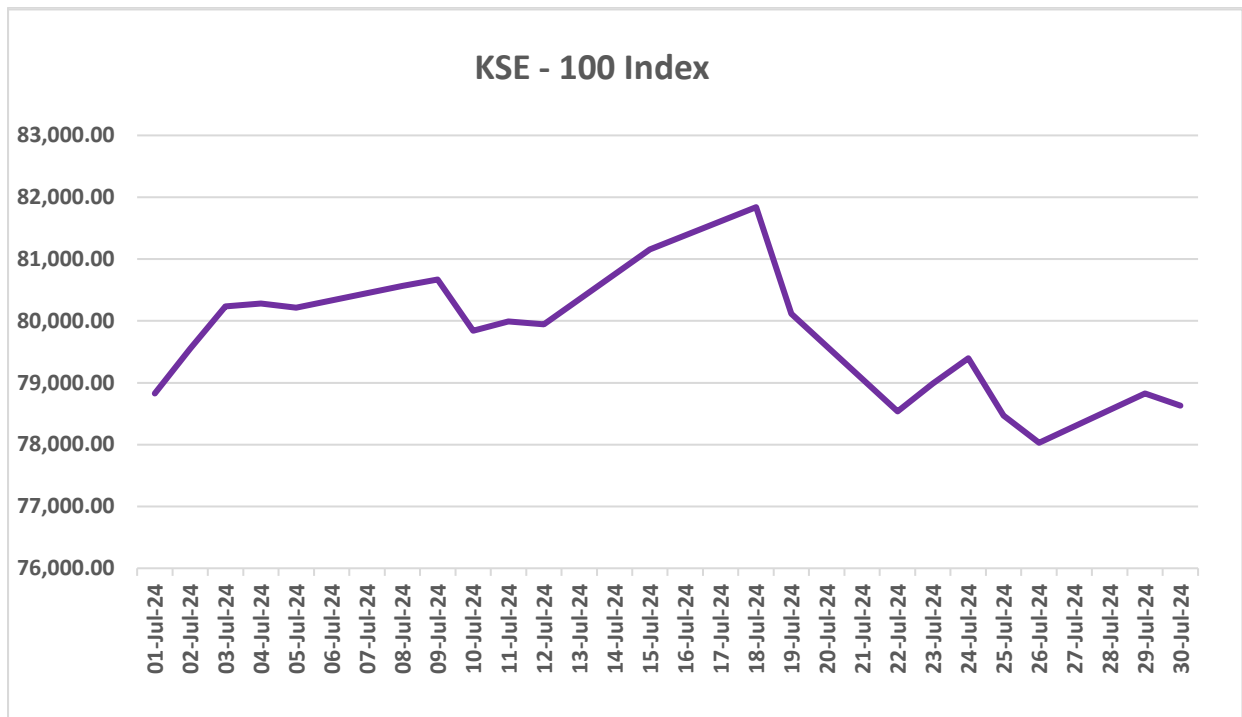
Tenor	EOM July – 24	EOM June – 24
<b>Kibor – 3 month</b>	<b>19.51%</b>	<b>20.24%</b>
<b>Kibor – 6 month</b>	<b>19.39%</b>	<b>20.14%</b>
<b>Kibor – 12 month</b>	<b>18.50%</b>	<b>19.22%</b>

The treasury bill auctions for the month received bids of around 3022 bn, against the overall target of PKR 300 bn, however SBP accepted bids worth of PKR 777 bn with the majority chunk belonging to 3-month tenors. The cut off rates at the latest auction stood at 19.4899% (-66 bps MoM), 19.2891% (-67 bps MoM), and 18.2389% (-30 bps MoM) for 3-months, 6-months and 12-months respectively. For the fixed rate PIBS, PKR 566bn worth of participation was observed against the target of PKR 315bn, of which only PKR 208bn were accepted due to bids on higher rates. Moreover, against a target of PKR 440 billion, participation of PKR 673 bn was observed in auction of floating rate PIBs. Bids worth of PKR 199bn for semi-annual Floating Rate Bonds were accepted by the Ministry of Finance.

TENORS	CUT OFF	PREVIOUS CUT OFF	CHANGE
<b>Treasury Bills</b>			
<b>3-Month</b>	<b>19.4899%</b>	<b>20.1498%</b>	<b>-66 bps</b>
<b>6-Month</b>	<b>19.2891%</b>	<b>19.9640%</b>	<b>-67 bps</b>
<b>12-Month</b>	<b>18.2389%</b>	<b>18.5400%</b>	<b>-30 bps</b>
<b>Fixed Rate PIBS</b>			
3-Year	16.25%	16.60%	-36 bps
<b>5-Year</b>	<b>15.30%</b>	<b>15.45%</b>	<b>-15 bps</b>
10-Year	-	14.25%	-
<b>Floating Rate PIBS – Semi Annual</b>			
5-Year	114 bps	115 bps	-1 bps
<b>10-Year</b>	<b>139 bps</b>	<b>139 bps</b>	<b>-</b>

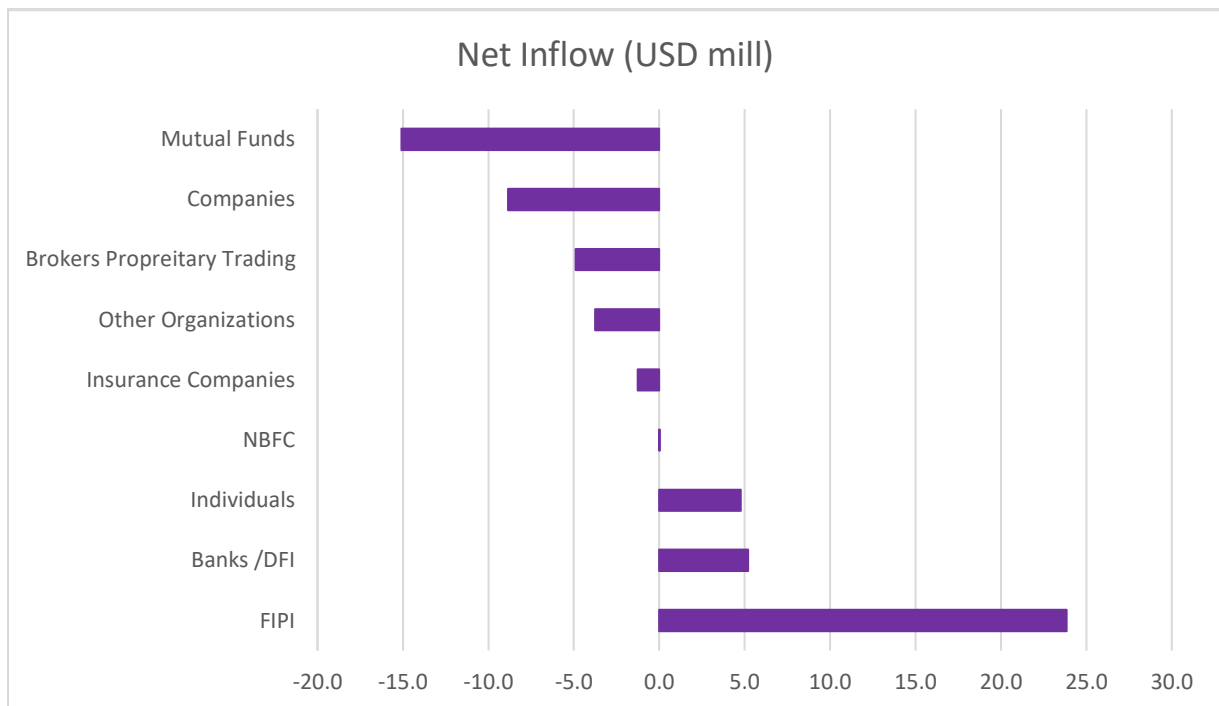
## Equity Market

The benchmark KSE-100 index continued its momentum and touched a new all-time high of 81,840 points during the month. A downward trend was seen in the second half of the month, with the index closing at 78,628 resulting insignificant net gains in the month of July.



The major sectors driving the benchmark index to new highs were Commercial Banks (+326 points), and Fertilizer (+520 points). Power Generation and Distribution (-630 points), Cement (-209.67 points), and Investment Banks / Security Companies (-113 points) negatively contributed to the index.

Individuals, Banks/DFI, and Individuals were major net buyers for the month, with a total inflow of around \$23.8mn, \$5.20mn, and \$4.80mn respectively. Major net selling was witnessed by Mutual Funds, and Companies, and Brokers worth \$15.1mn, and \$8.90mn, \$4.90mn respectively.

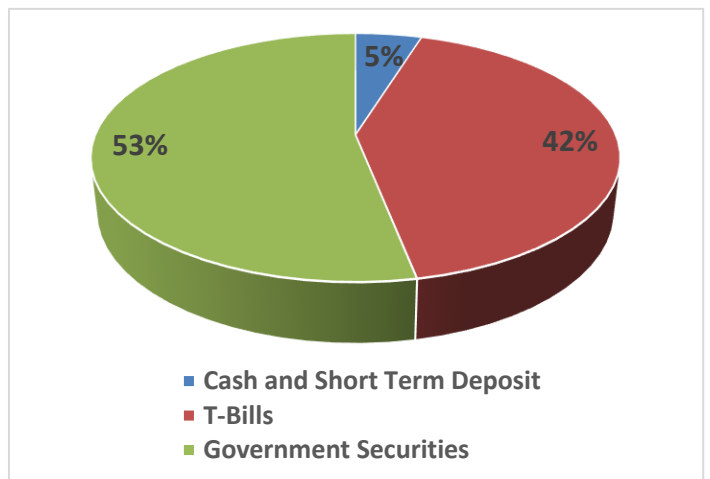


## Investment Objective

Achieve a high rate of return through market risk management, liability hedging, portfolio construction, allowing significant capital appreciation for the policyholders of Askari Life Assurance Company Limited.

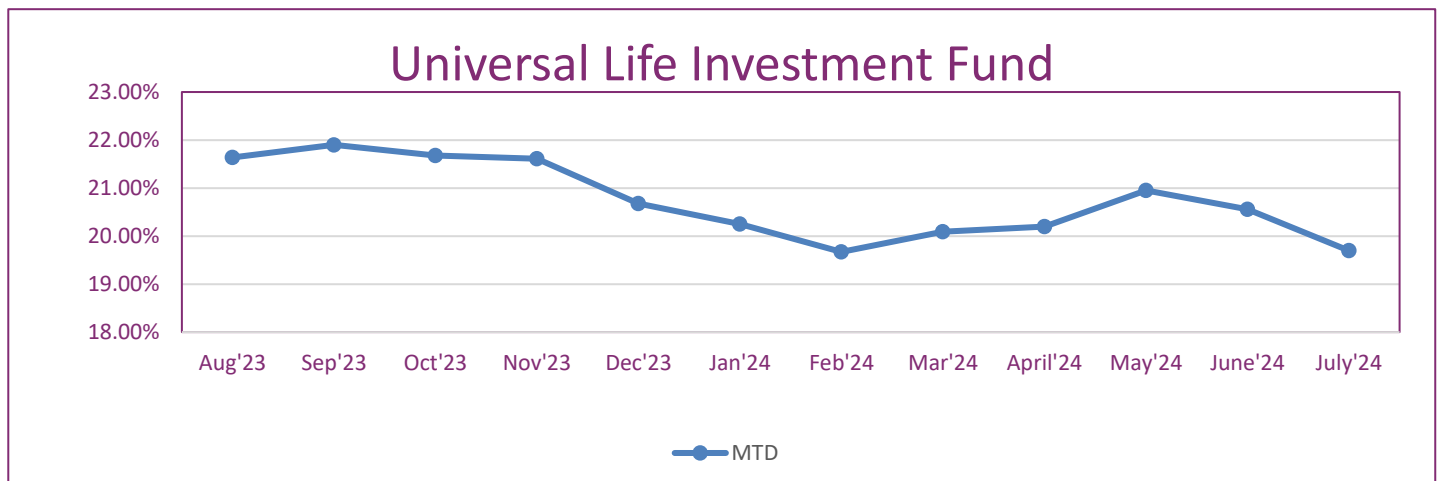
Investment Committee	
Members	Designation
Malik Riffat Mahmood	Chairman
Maj. Gen Kamran Ali (Retd)	Member
Jehanzeb Zafar	CEO (Member)
Rehan Mobin	CFO (Member)
Muhammad Azmatullah Sharif	COO (Member)

Asset Mix	
Cash and Short-Term Deposit	4.82 %
T-Bills	42.08 %
Government Securities	53.10 %



Terms and Conditions	
Name of Fund	Universal Life Investment Fund
Type of Scheme	Balanced Fund
Nature of Scheme	Income Scheme
Inception Date	Jan 9 <sup>th</sup> , 2007
Fund Size	PKR 721,267,473
Auditor	RMS Awais Hyder Liaquat Nauman (chartered accountants)
Legal Advisor	M/s Saiduddin & Co.

Investment Return	
1 Month	19.70 %
3 Months	20.40 %
12 Months	20.74 %



# UNIVERSAL LIFE PARTICIPANT INVESTMENT FUND

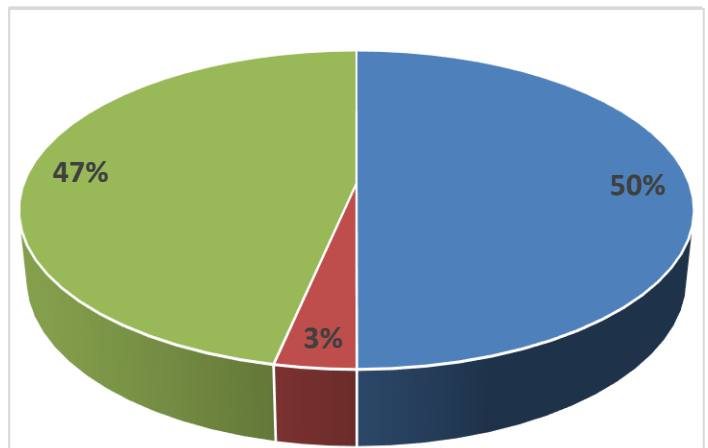


## Investment Objective

Achieve a high rate of return through market risk management, liability hedging, portfolio construction, allowing significant capital appreciation for the policyholders of Askari Life Assurance Company Limited.

Investment Committee	
Members	Designation
Malik Riffat Mahmood	Chairman
Maj. Gen Kamran Ali (Retd)	Member
Jehanzeb Zafar	CEO (Member)
Rehan Mobin	CFO (Member)
Muhammad Azmatullah Sharif	COO (Member)

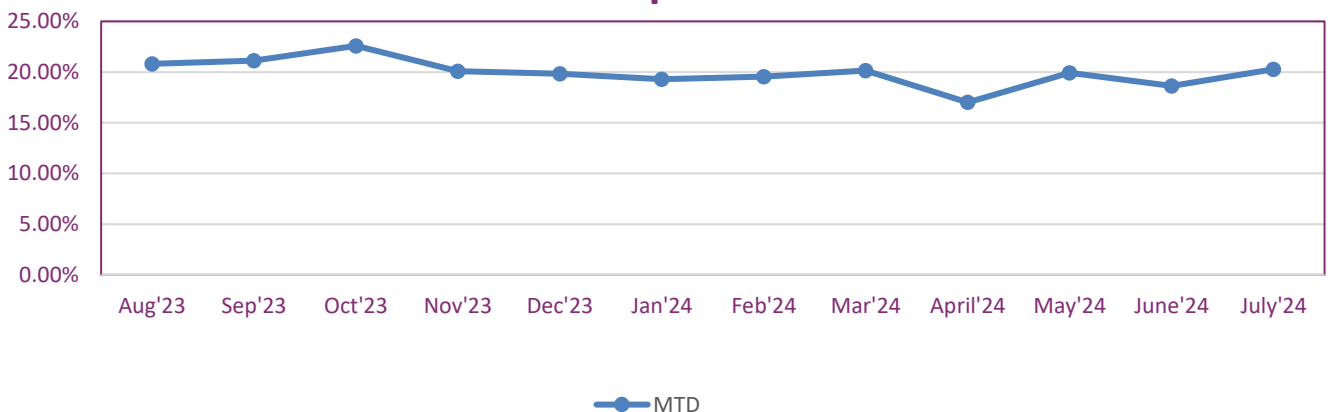
Asset Mix	
Mutual Funds	49.99 %
Bank Balance	3.35 %
Sukuk	46.66 %



Terms and Conditions	
Name of Fund	Universal Life Investment Fund
Type of Scheme	Balanced Fund
Nature of Scheme	Income Scheme
Inception Date	May 11 <sup>th</sup> , 2020
Fund Size	PKR 819,915,045
Auditor	RMS Awais Hyder Liaquat Nauman (chartered accountants)
Legal Advisor	M/s Saiduddin & Co.

Investment Return	
1 Month	20.28 %
3 Months	19.61 %
12 Months	19.94 %

## Universal Life Participant Investment Fund



Office No.1104, 11th Floor, Emerald Tower, Plot No. G-19, Block 5, KDA Improvement Scheme No.5, Clifton, Karachi, Pakistan.

Telephone :( 021) 111-225-275, Fax: (92-21) 35630429, Website: askarilife.com